

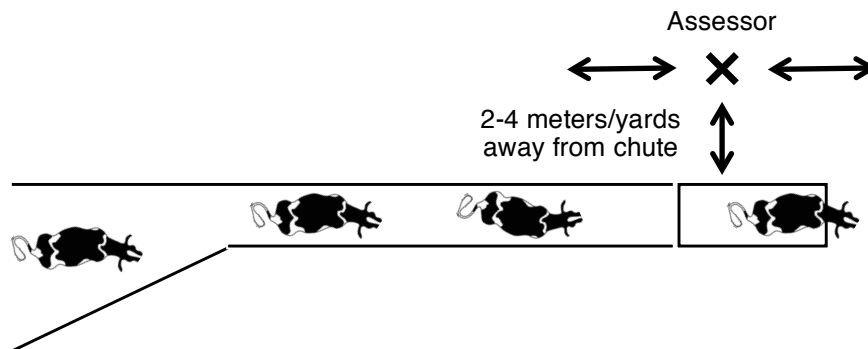
University of California, Davis  
**Cow-Calf Health and Handling Assessment**  
CORE ASSESSMENT

Every animal is assessed for each measure.

## Where To Stand

Stand 2-4 meters/yards away from the chute

- Move between the tail gate, evaluating cattle while they are in the alleyway and restraint, and the head gate, evaluating cattle while they are in the restraint and as they exit



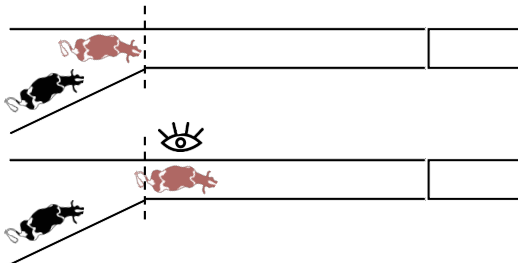
# When To Look

## The Observation Period

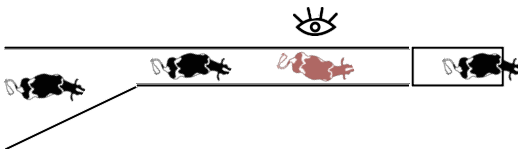
Use for all handling measures unless explicitly stated otherwise

### Begin

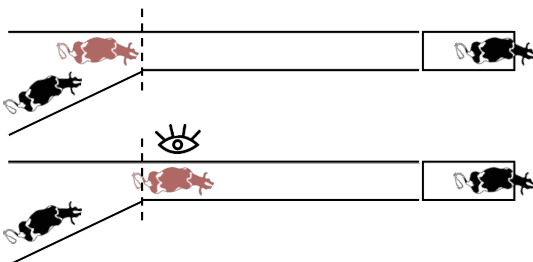
If the animal you are observing is first in line, begin observing her once all 4 hooves enter the single-file alleyway



In most situations, you will begin once the preceding animal is fully caught in the head gate



If the animal you are observing is not yet in the alleyway when the preceding animal is caught, begin observing her once all 4 hooves enter the single-file alleyway



### Continue

While she is processed in the restraint



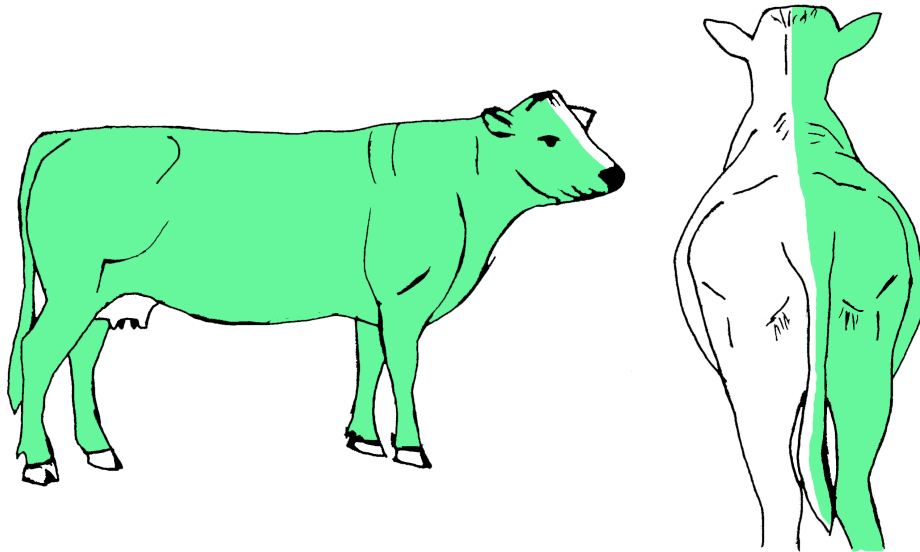
### End

Once she has taken 3 - 6 strides after exiting the restraint



## Where To Look

- Viewing from either the animal's left or right, evaluate the head, neck, body, and rump, the outer-facing side of the closest legs and the inner-facing side of the furthest legs



## Health Measures

### Abrasion

- An open wound or scab
- With a length greater than or equal to:
  - 2 centimeters,
  - 3/4 inch, or
  - the diameter of a nickel
- Open brand wounds are not included

### Lame

- The animal displays one or both of the following conditions:
  1. Reluctant to apply pressure on 1 or more limbs while standing
  2. Ranges from slight limp while walking to barely able or unable to place weight on 1 or more limbs
- None or some combination of the following conditions may also be displayed:
  - Strides are shorted
  - Walks slowly and makes frequent stops
  - Head bobs while walking

### Swelling

- Inflammation under the skin causing it to appear inflated, bulbous, and tight
- With a diameter greater than or equal to:
  - 2 centimeters,
  - 3/4 inch, or
  - the diameter of a nickel

### Thin

- Tail head and backbone are sharp and prominent
- Brisket is tight
- Little muscling is apparent in hindquarters
- Often, 3 or more ribs are visible

## Handling Measures

### Electric prod use

- An electric prod with an activated charge touches the animal

### Stumble

- The animal's knee(s) or hock(s) contact the ground